


**The Do's and Don't of
Photography:
Taking Better Photos**

Meredith Houck
Creative Services and Website Manager
Municipal Association of SC

**Who, What, When, Where
and Why**



**Every photo needs
structure**



What makes a good photo

- Avoid placing the subject of your photo in the direct center of the photo.




What makes a good photo

- Use the "Rule of Thirds."




Rule of Thirds






MASC Municipal Association of South Carolina™



MASC Municipal Association of South Carolina™



MASC Municipal Association of South Carolina™



MASC Municipal Association of South Carolina™

What makes a good photo

- Have a dominant component

MASC Municipal Association of South Carolina™



MASC Municipal Association of South Carolina™

What makes a good photo

- Use your negative space.



What makes a good photo

- Check the background.

What makes a good photo

- Avoid harsh light and shooting into the light.



Example of bad lighting

What makes a good photo

- Show the action.



Example of bad composition



Example of bad composition

What makes a good photo

- Get in the action!



MASC Municipal Association of South Carolina™

What makes a good photo

- Show the details.

MASC Municipal Association of South Carolina™

Using your Smartphone

MASC Municipal Association of South Carolina™

Using your smartphone

- Use the grid.



Using your smartphone

- Use the selective focus.



Using your smartphone

- Use the HDR mode.



Using your smartphone

- Set your resolution to the highest setting.

Using your smartphone

- Do not compress the photo.

You can always take
away a pixel.
You can never add one!

Meredith Houck
Creative Services and Website Manager
Municipal Association of SC
mhouck@masc.sc